


MEND Client Demographic Report 2015

In addition: Over 13,681 Clients (encounters) received services at the Emergency Food Satellite locations; and 100,211 Clients (encounters) received clothing through outreach. Total client encounters for 2015 were 454,577 for an average of 37,000 per month.

17,862
Unduplicated
Individuals

4,512
Unduplicated
Families

7,223
New
Unduplicated
Individuals



166
Veterans

54%
Female

46%
Male



Employment Status

10,343 clients surveyed

Unemployed
Employed
Disabled
Retired
Care Taker
Other

52%
19%
9%
6%
6%
3%

Of those employed:
49% Employed Part-Time
51% Employed Full-Time

Of those employed:
46% Employed for less than 1 year
29% employed for more than 3 years



Place of Birth



49% USA
28% Mexico
9% Central America
1% Asia
1% Pacific Islands
1% South America
1% Other (Including Africa, Canada, Europe and the Caribbean)
8% Unknown

Health Insurance


11,161 clients surveyed

- 33% No Health Insurance
- 9% Emergency Medi-Cal
- 55% Medi-Cal
- 3% Private Insurance




8%

0-4




16%

5-11



11%

12-17




57%

18-64



8%

65+



Highest Level of Education 11,673 Adults surveyed

MEND Client Demographic Report

January 1 - December 31, 2015

